


ONE FISH, TWO FISH, RED FISH, BLUE FISH



What a lot of fish there are!

Can you find the opposites? Draw a line from the word on the left to its opposite on the right!



Old fish

Fat fish

Sad fish

Slow fish

Thin fish


Quiet fish


Fast fish

Glad fish

Loud fish

New fish







ONE FISH, TWO FISH, RED FISH, BLUE FISH





Can you count the fish in each row below?










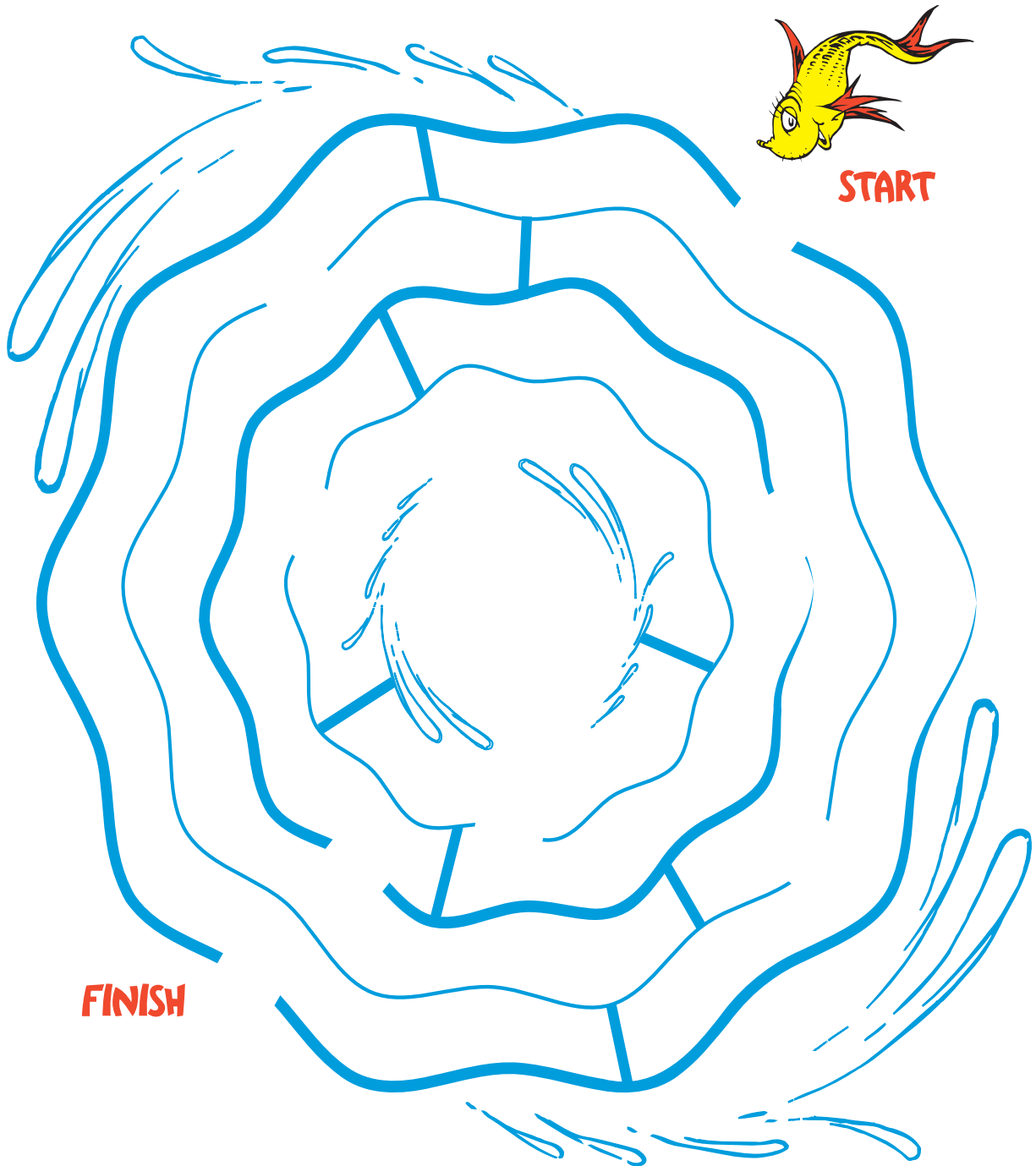





ONE FISH, TWO FISH, RED FISH, BLUE FISH



Help the fish find its way
through the whirlpool!





ONE FISH, TWO FISH, RED FISH, BLUE FISH






Find all the fish!

Find these words in the puzzle below:

ONE RED OLD SAD BAD THIN
TWO BLUE NEW GLAD BLACK FAT

| | | | | | | | |
|---|---|---|---|---|---|---|---|
| Q | S | B | N | E | W | N | R |
| O | A | C | S | K | V | R | E |
| N | D | V | R | G | L | A | D |
| E | B | Y | B | L | U | E | J |
| O | L | D | A | F | P | X | T |
| R | A | K | D | U | Z | P | H |
| M | C | U | T | W | O | R | I |
| T | K | R | F | A | T | Q | N |









ONE FISH, TWO FISH, RED FISH, BLUE FISH



Find a friend and play Tic Tac Toe!

Take turns placing an X or an O in an empty box. Be the first player to get three Xs or Os in a row—horizontally, diagonally, or vertically






ONE FISH, TWO FISH, RED FISH, BLUE FISH



Color in the fish any color you want!







ONE FISH, TWO FISH, RED FISH, BLUE FISH



Draw your very own fish!

The next time you are in an aquarium, at the beach, or near a fish tank,
use this space to draw one fish you see.







ONE FISH, TWO FISH, RED FISH, BLUE FISH



Color in the fish any color you want!







ONE FISH, TWO FISH, RED FISH, BLUE FISH



What do you think these fish are thinking?

Write it in the bubble below!





THE SNEETCHES AND OTHER STORIES



Sneetches Word Search!

Circle all these words in the puzzle below.



BEACHES

BELLY

DIFFERENT


MCBEAN

MONEY



PICNICS

SNEETCHES


STARS



| | | | | | | | | | |
|---|---|---|---|---|---|---|---|---|---|
| S | M | W | L | Y | B | I | N | D | S |
| C | O | O | R | E | I | A | I | E | N |
| I | N | H | L | B | E | F | X | J | E |
| N | E | L | X | B | F | X | O | A | E |
| C | Y | J | C | E | J | R | L | E | T |
| I | F | M | R | S | T | A | R | S | C |
| P | S | E | H | C | A | E | B | V | H |
| N | N | V | W | J | O | V | V | S | E |
| T | B | W | F | J | C | C | N | L | S |
| S | W | W | R | L | O | D | D | Q | T |



Answer Key:







THE SNEETCHES AND OTHER STORIES



Tic-Tac-Toe!

Grab a partner and play Tic-Tac-Toe together! Use a pencil so you can play over and over again.






THE SNEETCHES AND OTHER STORIES



Sneetches Writing Activity

In the space provided, write about your favorite picnic or outdoor party!
Share your story with someone else and learn about their favorite picnic or outdoor party.

A large rectangular area with horizontal lines for writing. The lines are evenly spaced and extend across most of the width of the page. There are approximately 18 lines in total.







THE LORAX

Learn about our responsibility to protect the world around us.



HOW TO HELP THE EARTH—BY THE LORAX

A rhymed reader that offers students easy suggestions for going green.





CLAM-I-AM

Learn about horseshoe and hermit crabs, jellyfish, sea stars, and much, much more.

NOW YOU SEE ME . . .

It's tough to play hide-and-seek with a camouflaging gecko!




OH SAY CAN YOU SEED?

The Cat in the Hat examines the various parts of plants, seeds, and flowers.

WHY OH WHY ARE DESERTS DRY?

Explore different kinds of desert around the world, from the hot, dry Sonoran and Mojave to the bitter cold of the Gobi and Antarctica!



Use in: English Language Arts, Science, Social Studies



HELPING HANDS ACTIVITY




Speak for the Trees!

Helping your students “speak for the trees” can be as simple as organizing a school beautification project. Don’t hesitate to turn to the community for help.

- ☼ Your school principal can rally community support and help secure appropriate permissions for projects from the school district or county.
- ☼ Maintenance and custodial staff know the school and grounds inside and out. Invite their input and feedback.
- ☼ Your school media specialist and your librarian are great resources for researching and planning beautification efforts.
- ☼ Classroom teachers and specialists will want to use the beautified spaces as classrooms or learning laboratories. Ask for their ideas and their help in making the spaces work for everyone.
- ☼ Parents and parent organizations can volunteer ideas, time, and possibly funding.
- ☼ Local service clubs and scouting groups are often willing to provide help with the work.
- ☼ Garden clubs, nurseries, and other local businesses may donate or discount plants or supplies.
- ☼ Your county or state government may have resources to share. Local employees of U.S. Department of the Interior may also be able to offer advice, support, or resources.




School Garden Design Resources



U.S. Fish & Wildlife Service
Schoolyard Habitat Project Guide
[FWS.gov/cno/pdf/HabitatGuideColor.pdf](https://www.fws.gov/cno/pdf/HabitatGuideColor.pdf)

National Gardening Association
School Gardening
[KidsGardening.org/school-gardening](https://www.kidsgardening.org/school-gardening)

Asphalt to Ecosystems
Design Ideas for Schoolyard, Transformation by Sharon Danks
[Asphalt2Ecosystems.org](https://www.asphalt2ecosystems.org)



WHY OH WHY ARE DESERTS DRY?

Desert Research Project

Using the book *Why Oh Why Are Deserts Dry?* for reference, fill in the answers below. You can also try to find answers using the Internet or other books you can find in the library or a local bookstore.



"You may think that deserts are empty and bare, but you'll be surprised by the things we'll find there."


1. Why does it get so hot and dry in the desert? _____

2. What kind of plants can live in a desert? How do they get and store water?

3. Why do cacti have sharp spines? _____

4. Why do small animals stay underground in the daytime? _____

5. What is an oasis? What is a mirage? _____



CLAM-I-AM!

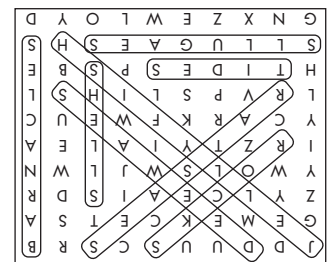
Today Is Your Day Word Search!

Find these beach words in the puzzle. Then, in the spaces below, write down a fact you learned from reading *Clam-I-Am!*

- SEA STAR**
- SEAWEED**
- SEAGULLS**
- JELLYFISH**
- BARNACLES**
- SHELLS**
- ROCKS**
- TIDES**



ANSWERS:



Sea star: _____


Tides: _____

Barnacles: _____


Grades
Prek-3

Make Reading Fun with Dr. Seuss Books

Early
Readers




Picture
Books





Nonfiction
Books



Workbooks



Graphic
Novels



Join the
Reading
Celebration!

For **FREE**
Teacher Resources,
follow this QR code!

