

# 12 Months of Dr. Seuss Activities



“Dr. Seuss’s unique way of combining silliness and fun with learning to read makes his books a staple in my classroom all year.”

— Courtney Griffin, Second-Grade Teacher, Boston Public Schools


Worksheet Packet

Dr. Seuss™


# What's Inside?

Reproducible Activities for Every Month of the Year!


**JANUARY:**  
National  
Puzzle Day




**FEBRUARY:**  
The 100th  
Day of School




**MARCH:**  
Dr. Seuss's  
Birthday




**APRIL:**  
Earth Day &  
Poetry Month



**MAY:**  
Graduation




**JUNE:**  
National Eat Your  
Veggies Day







**JULY:**  
Independence  
Day




**AUGUST:**  
National  
Friendship Day



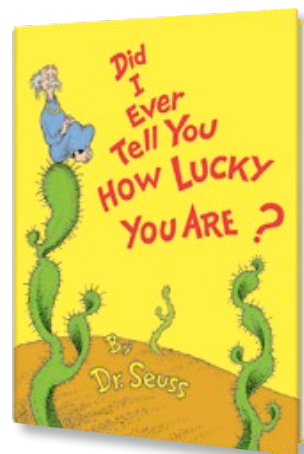
**SEPTEMBER:**  
National Comic  
Book Day



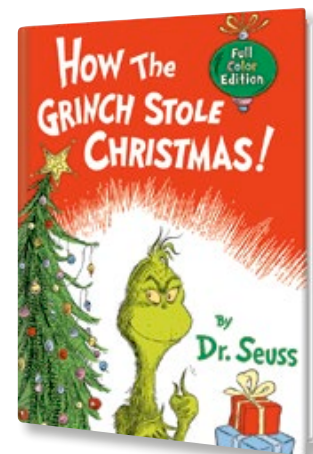
**OCTOBER:**  
Halloween




**NOVEMBER:**  
Thanksgiving



**DECEMBER:**  
Christmas






# January Is National Puzzle Month

## Fox in Socks: Rhyming Puzzles and Fun with Words

Complete the puzzles below to practice your rhyming skills and have fun with words, just like Fox and Knox.



### SECTION 1:

#### Tongue Twister Time

Unscramble the letters to find the words that complete these tongue twisters from the book.

“Socks on \_\_\_\_\_ (xfo)”

“Knox in \_\_\_\_\_ (skosc)”

“Chicks with \_\_\_\_\_ (briskc)”

“Bricks and \_\_\_\_\_ (kbsloc)”

“Fox in \_\_\_\_\_ (sckos)”

### SECTION 2:

#### Create Your Own Rhymes

Write a word that rhymes with each of the following words from the book. Be creative!


Fox: \_\_\_\_\_

Socks: \_\_\_\_\_

Knox: \_\_\_\_\_

Chicks: \_\_\_\_\_

Goo: \_\_\_\_\_




# Celebrate the 100th Day of School!

Hooray! We've reached the 100th day of school!


## Counting with the Cat in the Hat

Here are 10 hats that each have 10 stripes.

Count the stripes to make sure there are 100 in total! Color the hats in bright Seussian colors.



# I've Learned a **THING or TWO** in **100 Days** of School!




**Name:** \_\_\_\_\_

**Date:** \_\_\_\_\_


**Favorite Book:** \_\_\_\_\_

MARCH



# Whimsical Wishes for Dr. Seuss's Birthday on March 2

Color the cake to make it look extra tasty!



APRIL



# April Is Poetry Month!

Dive into the whimsical world of *One Fish, Two Fish, Red Fish, Blue Fish* by Dr. Seuss. Use the book as inspiration to create your own fun and silly poem. Complete each section of the worksheet to show off your rhyming skills and creativity!

## SECTION 1: Rhyming Words

Read *One Fish, Two Fish, Red Fish, Blue Fish*. Fill in the blanks with rhyming words from the book or come up with your own!

One fish, two fish, red fish, \_\_\_\_\_.

Black fish, blue fish, old fish, \_\_\_\_\_.

This one has a little star.

This one has a little \_\_\_\_\_.

Say! What a lot of fish there \_\_\_\_\_.

## SECTION 2: Seussian Short Poem

Write a short poem in the style of Dr. Seuss. Aim for at least four lines.

---




---

---


---

### Example:

“One fish, two fish, red fish, blue,  
swimming in the ocean, just like you.  
Big fish, small fish, happy fish, sad,  
all of them make the sea feel glad.”




# My Poem:

A large, black-outlined thought bubble is positioned in the upper middle of the page. Inside the bubble, there are four horizontal lines, providing space for a child to write a poem. The bubble is connected to the illustration of the fish below by a series of three smaller circles.

APRIL






# April 22 Is Earth Day!



Use the examples in the box below to think about how you can take action.

## I CAN . . .

REDUCE	REUSE	RECYCLE
<p>—Turn off the water while I'm brushing my teeth.</p> 	<p>—Donate old toys to those in need.</p> 	<p>—Collect cans for recycling.</p> 

**REMEMBER**—“UNLESS someone like you cares a whole awful lot, nothing is going to get better. It's not!”

**To help my environment, I pledge to . . .**

---


# Hooray, Graduation Is Here!

Think about all the fun you had this school year! What did you learn? What were your best moments and the times that were a bit tough? Then, make a plan for new goals for next school year!

MAY




## Where Have You Been?



**1. Highest heights**—the best moments of the year



**2. Prickle-ly perch**—a time you got stuck or made a mistake




**3. Boom bands**—someone or something that made you feel happy

## And Where Are You Going?

What's your mountain/goal for next year? Draw a picture of yourself accomplishing your goal in the space provided.

# Oh, the Places I'll Go!



**Class of** \_\_\_\_\_

This diploma is presented to

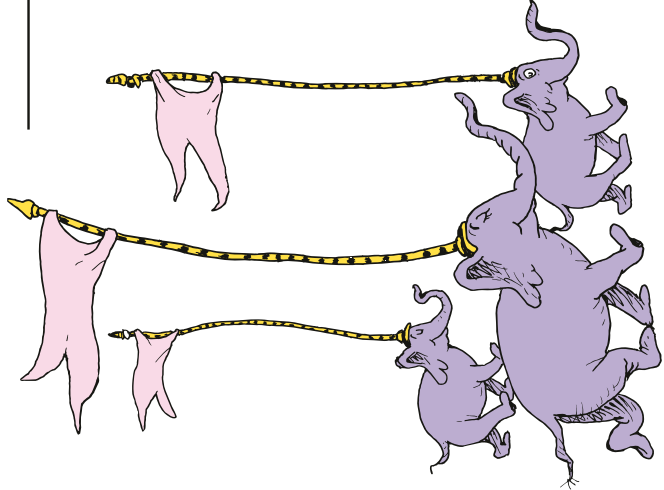
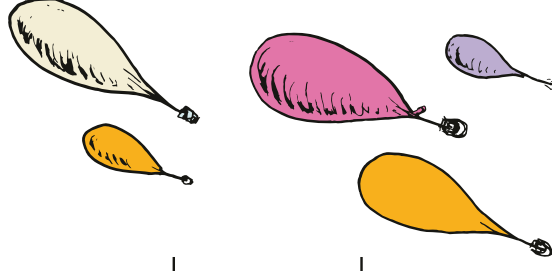
\_\_\_\_\_

for graduating from

\_\_\_\_\_

\_\_\_\_\_

\_\_\_\_\_




**“Today is your day!  
Your mountain is waiting.  
So . . . get on your way!”**

**—Dr. Seuss**



**Dr. Seuss**

TM & © 2026 Dr. Seuss Enterprises, L.P. All Rights Reserved.



# June 17 Is National Eat Your Veggies Day!

Celebrate National Eat Your Veggies Day with Sam-I-Am and his adventures in *Green Eggs and Ham*. Complete each section of the worksheet to explore the fun of trying new foods and the importance of eating your veggies.

## SECTION 1: Veggie Art

Draw a picture of your favorite vegetable. Be as creative and colorful as you can, just like Dr. Seuss!

## SECTION 2:

### Sam-I-Am's Veggie Challenge

Sam-I-Am loves to try new foods! List three vegetables you have never tried before but would be willing to taste.


---

---

---



JULY



# July 4 Is America's Birthday!

Use the library to research key facts about the state you live in!  
Then, color in the state on the map and write down the facts about your state.



State: \_\_\_\_\_

Capitol: \_\_\_\_\_

Total Population: \_\_\_\_\_


Governor: \_\_\_\_\_

State Nickname: \_\_\_\_\_


Famous Landmarks in the State:  
\_\_\_\_\_



Draw the State Bird:




Draw the State Flower:





# August 3 Is National Friendship Day!

Think about what makes a great friend with this fun Dr. Seuss Friendship Bracelet activity! Color your own friendship bracelets and use the beads to spell out the awesome traits you look for in a friend.







# September 2 Is National Comic Book Day!

Now that you've read *Cat Out of Water*, it's your turn to write your own comic! Use the story starters and comic book panels below to create your very own comic story. You can use the characters from *Cat Out of Water*, or create your own, it's up to YOU!




**It all started when . . .**



**Quick, run!**



**Later that day . . .**



OCTOBER

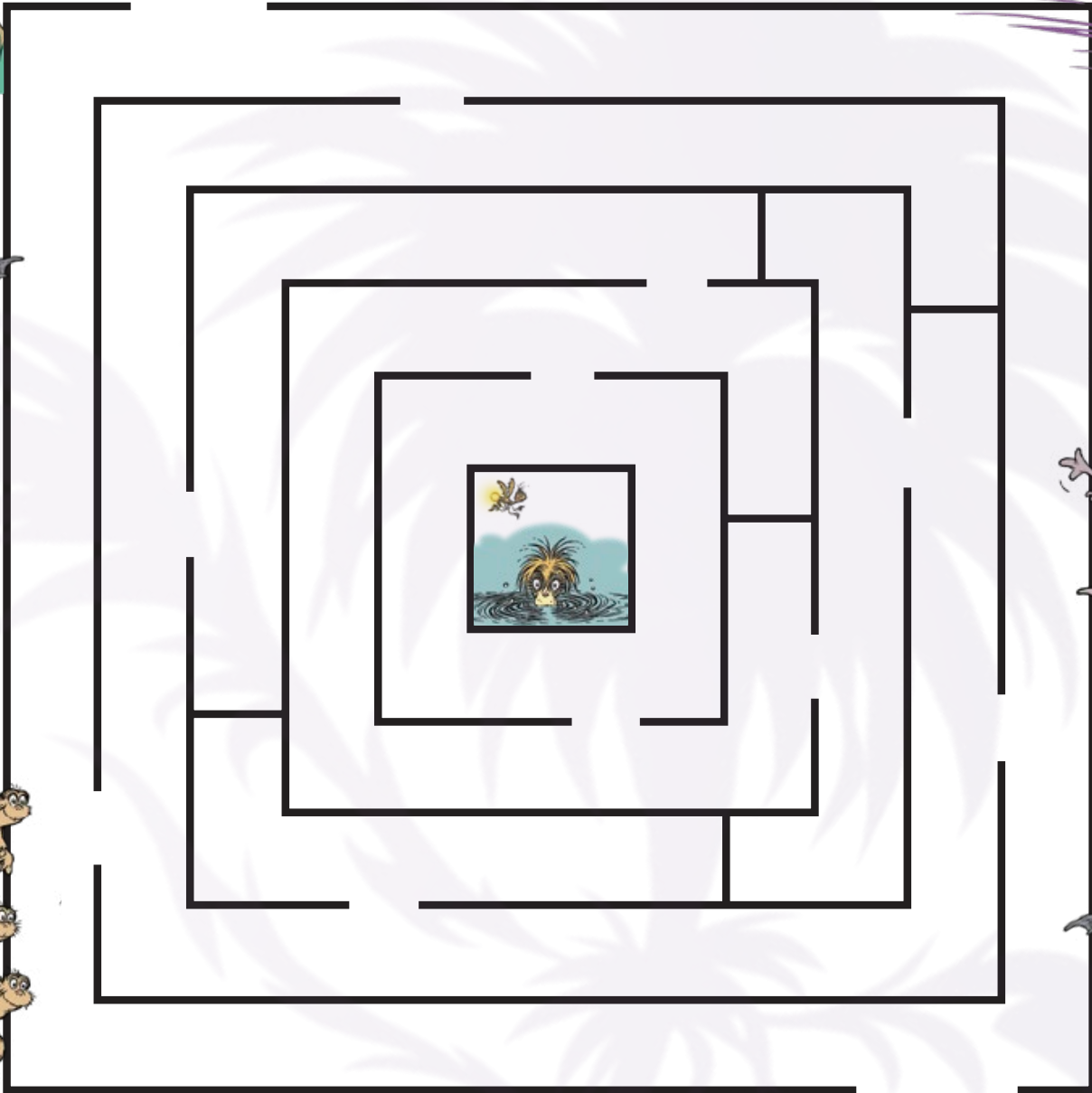


# October 31 Is Halloween!


Help Horton find what's causing  
the mysterious *BOO!*

# Boo!

START




FINISH



# This November, Give Thanks at Thanksgiving!

Feeling lucky often means recognizing the good things in your life, which is a way of being grateful. Think of three things that make you feel really lucky and write them down. Then, draw pictures of those three lucky things to show how awesome they are!



My name is \_\_\_\_\_

and I am lucky because . . .

1

2

3

---

---

---

---

---

---

# December 'Tis the Season!



With an adult's help, cut out the card below and fold it in half. Color in the card and write a message to someone special about how they helped YOU grow your heart this year! Then, give this to the person you write about!



Merry  
GRINCH-MAS!

**YOU make the  
holidays mean a  
little bit more!**

Dr. Seuss  
RANDOM HOUSE  
CHILDREN'S BOOKS


TM & © 2026 Dr. Seuss Enterprises, L.P. All Rights Reserved.




Grades  
Prek-3

# Make Reading Fun with Dr. Seuss Books


Early  
Readers




Picture  
Books





Nonfiction  
Books



Workbooks



Graphic  
Novels



Join the  
Reading  
Celebration!

For **FREE**  
Teacher Resources,  
follow this QR code!

